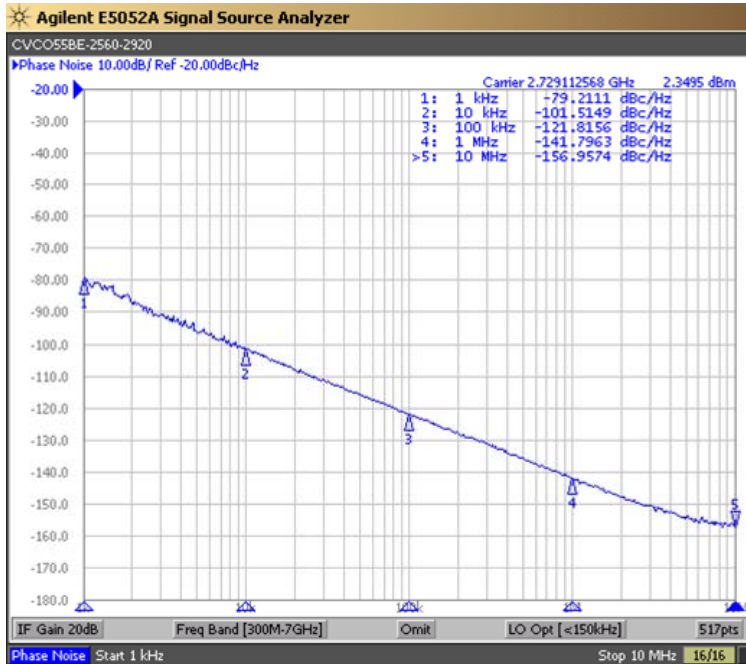


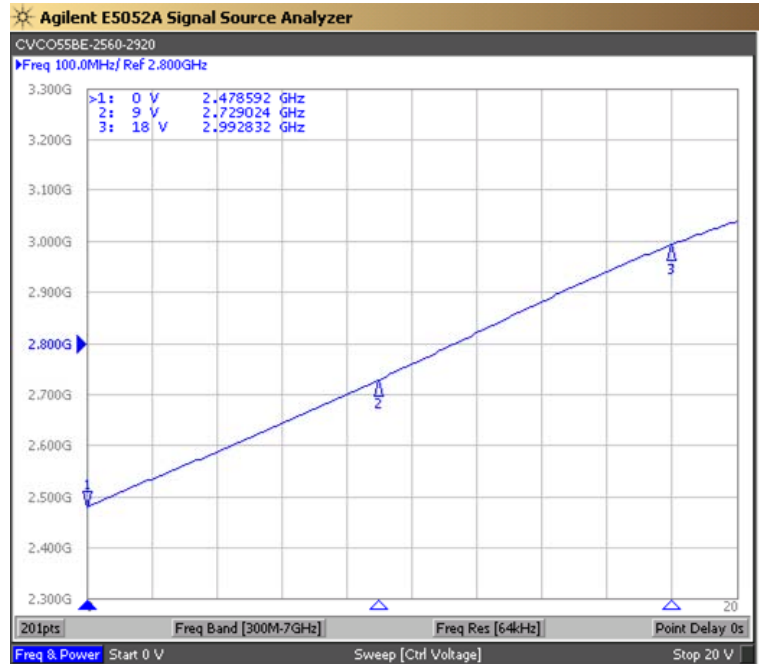


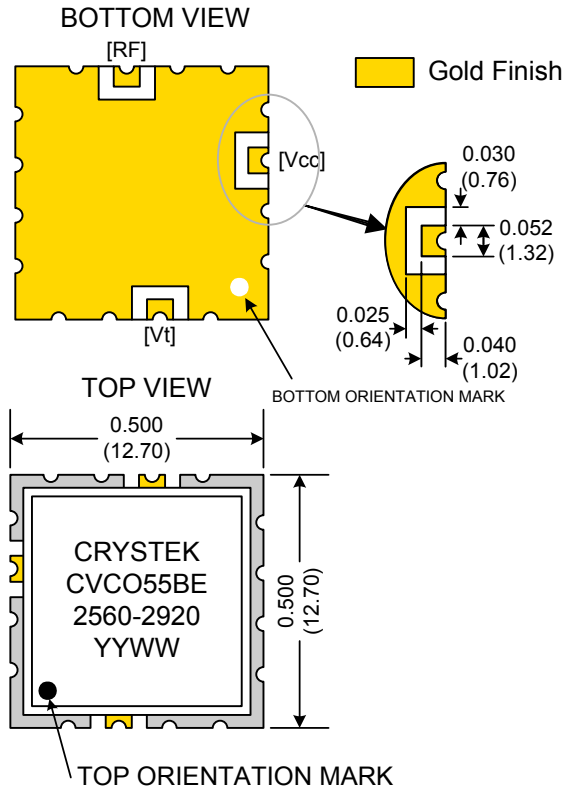
PERFORMANCE SPECIFICATION	MIN	TYP	MAX	UNITS
Lower Frequency:			2560	MHz
Upper Frequency:	2920			MHz
Tuning Voltage:	0		18	VDC
Supply Voltage:	7.6	8.0	8.4	VDC
Output Power:	-3.0	0	+3.0	dBm
Supply Current:			35	mA
Harmonic Suppression (2 nd Harmonic):			-10	dBc
Pushing:		0.5	1.5	MHz/V
Pulling, all Phases:		0.5	1.0	MHz pk-pk
Tuning Sensitivity:		28		MHz/V
Phase Noise @ 10kHz offset:		-102		dBc/Hz
Phase Noise @ 100kHz offset:		-120		dBc/Hz
Load Impedance:		50		Ω
Input Capacitance:			22	pF
Operating Temperature Range:	-40		+85	$^{\circ}\text{C}$
Storage Temperature Range:	-45		+90	$^{\circ}\text{C}$

Phase Noise (1 Hz BW, Typical)



Tuning Curve (Typical)

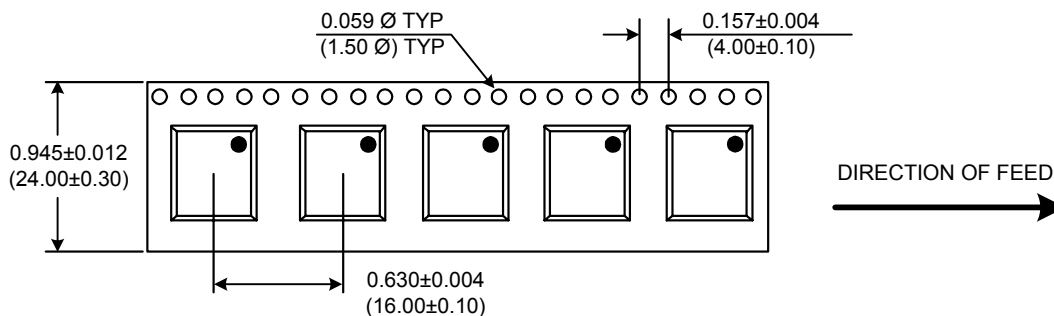




Pad	Connection
2	Vt
10	RF-OUTPUT
14	Vcc
Others	GROUND

- Unless otherwise specified, Dimensions are in: $\frac{IN}{(mm)}$
- Pad Location Dimensions are in: Inches

TAPE AND REEL



Drawing not to scale

Product Control:

Crystek Part Number:	CVCO55BE-2560-2920	Release Date:	12-March-08
Revision Level:	C	Responsible:	C. Vales

Specification is subject to change without notice